

CALENDAR

- 11/26 Pizza Lunch
- 11/27-29 School Closed:
Thanksgiving Break
- 12/5 Portrait Retake Day and
Sibling Portraits
- 12/6 PACE Parent Coffee Meetup
and Meeting 8:30 - 8:45 a.m.
All-School Meeting 8:45 a.m.
ASM Spirit Day
Pizza Lunch
- 12/10 ASM Board of Directors'
Open House 6:30 - 8:00 p.m.
Casey Room
- 12/11 Head of School Coffee with
returning Children's House
Parents
- 12/13 Pizza Lunch
Children's House Winter
Concert 9:00 - 9:45 a.m.
Lower and Upper Elementary
Winter Concert 2:00 - 3:00 p.m.
- 12/19 Pizza Lunch
- 12/20 School Closed: Professional
Development Day
(Childcare Fun Day Available)
- 12/23 - 1/1 Winter Break!

Our Classroom...



Morning Kindergarten




Afternoon Kindergarten

Language

Our classroom is filled with digraph detectives and daily reports of a new digraph discovery in a word.

A consonant digraph is two consonants that "stick together" to make one sound, such as "s" and "h" together making the /sh/ sound. Additionally, because a consonant digraph makes one sound, it only gets one tap when we are tapping out sounds and when we are labeling a digraph in a written word, it gets one underline. The following are the digraphs we cover in Foundations: ck, th, wh, sh, ph, and ch.



Practical Life

Learning to tie shoes is a rite of passage for Kindergarten students. It takes time, patience, and PERSISTENCE. The book pictured here gives students an opportunity to practice as they read along.



In House Field Trip

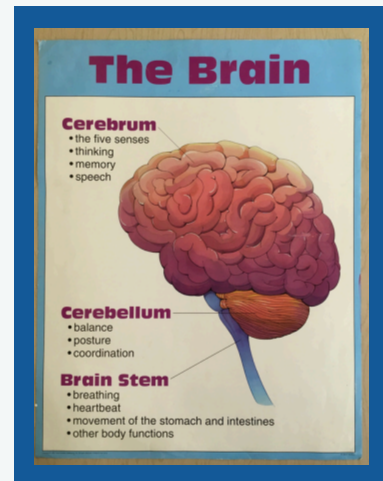
On Wednesday, we excitedly welcomed the Mass Audubon to Kindergarten for the first in our three part series; Signs of the Season. Thankfully, the weather and air quality cooperated so that we could enjoy this outdoor event! Before heading outside for our nature walk, Kelly, our event leader, explained that we would experience the signs of the season through our senses (with the exception of taste). While outside, we met different types of trees. We noticed that evergreen trees were still very green with their needle-like leaves while other trees have lost all of their leaves and have bare branches. As though it was scripted, a few curious birds (that did not migrate south for winter) flew into the bushes nearby chirping; allowing us to utilize our sense of hearing. Then we used our observation skills while looking for red or gray squirrels, both of which are native to this area. Kelly explained that gray squirrels are neat and tidy eaters. Red squirrels are the opposite and eat like Cookie Monster. Everyone joined Kelly to imitate both a red and gray squirrel eating! At the end of our walk we set out to gather; a leaf, a berry, and a seed. We brought our treasures inside and glued them down on a paper plate. Also available was a leaf rubbing station with a variety of the leaves that had been gathered during our walk. We had so much fun and now, we are really looking forward to our winter visit!



[Click here for more classroom photos!](#)

Unit of Study

Our life science unit of study on the human body continues with a focus on learning about the brain. We have learned that it is a very important organ as it is the body's control center. Mr./Mrs. Bones, our resident skeleton model, shows us where the brain is located and that the skull protects this important organ. Our learning has covered the three major parts of the brain. The cerebrum, the largest of the three, is responsible for thinking, the senses and memory. Along that line, memory games have become a classroom favorite! Next, the cerebellum controls our balance and coordination. Finally, the brain stem manages breathing and the heart's pumping even when we are asleep. Tying in with the brain stem is the spinal cord, a message highway sending information throughout the body and back to the brain. Again, our resident skeleton model shows us where the spinal cord is located and that the backbone protects the spinal cord! We have had fun with a hands-on experiment, puzzles, and brain mazes. All of which engage our cerebrums for thinking and memory.



We also learned the following Brain song to the tune of "Twinkle Twinkle Little Star":
Twinkle, twinkle brain of mine, how I think you're mighty fine,
Up above in my head so high, like a diamond in the sky,
Twinkle, twinkle brain of mine, how I think you're mighty fine!

Thanksgiving Fun

On Monday the 25th, we will be making butter in Kindergarten. This wonderful tradition has always been so much fun! We will have three butter making stations with four students and one adult at each. After taking turns shaking the contents of our jar (at each station) into butter, we start filling the containers; one for each student. Then, as a finishing touch, we attach a festive name tag (with ingredients listed on the other side). On our end, we will do all we can to make sure everyone's butter gets home safely to be shared with their family for Thanksgiving or otherwise. We are so thankful for the support of our room parent; Monica Commerford, for helping us make this activity such a success. Please be sure to check our November picture folder afterward for butter making photos.




Upcoming Events:

Friday, December 13th - CH Winter Concert - 9:00 a.m.

Wednesday, December 18 - K Open Classroom:

- AM Kindergarten 8:45-9:30 a.m.
- PM Kindergarten 2:15-3:00 p.m.

Reminders



- With the cold weather upon us, please note we do try to go outside everyday. Please be sure to send children in outdoor gear that will keep them warm. We also ask that you label their gear. Some of us have the same hats, similar coats and boots. In Kindergarten, we can not rely on size as a differentiator as many of us share the same size.
- We still have empty change of clothing bins. They are located on the shelf above your child's coat hook. Please be sure there is an extra set of seasonal appropriate clothing just in case.

A Visit From the Andover Fire Department!

On Thursday, November 14, we had a visit from the Andover Fire Department. All of Children's House came out to the fence by Pedini Field to greet the firefighters. They brought their special gear, tools, and clothing to show the children what they might look like in an emergency. They showed the many parts of the truck and various sized hoses. The children asked great questions like "What do the hoses connect to?", "Where does the water come from?", "How do you start the engine?", and "Why do you need to wear a mask with oxygen?" A favorite part for most of the children was the opportunity to climb (or be lifted) onto the firetruck! A huge thank you to the Andover firefighters who took time out of their day to visit with us.



Special Message from the Director of Children's House

Dear Parents,

Thank you for joining us for fall parent-teacher conferences. Hopefully, you got a glimpse into your child's day, preferred activities, developing friendships, and goals moving forward. With each child in their own place, how do we manage the many happenings from moment to moment?! The dynamics within a Montessori classroom environment are framed within key 5 components. Attached is an overview of these 5 components from the American Montessori Society's website. All of our Montessori trained teachers are certified through this organization and our school is also accredited by them. This holds us to certain standards as individual teachers and as a school, showing our dedication to Montessori philosophy and principles.

I hope you enjoy some time with family and friends as we head toward the holiday season and into the winter months. If you find yourself with a few moments, I hope you will read about these [5 components](#), as you reflect on your child's experience at ASM.

With gratitude,

Michelle Toppi

