

CALENDAR

March: Women's History Month

- 3/1 All-School Meeting
8:45 a.m. (American Room)
- 3/1 Pizz Lunch
- 3/1 Aarya's 6th Birthday!
- 3/7 Pizza Lunch
- 3/7 Alex's 6th Birthday!
- 3/8 No School: Professional
Development (Childcare offered)
- 3/15 Pizza Lunch
- 3/15 All-School Meeting
8:45 AM (American Room)
- 3/20 Pizza Lunch
- 3/21 No School: Parent-Teacher
Conferences (Chidacre offered)
- 3/22 No School: Parent-Teacher
Conferences (Childcare offered)
- 3/25 Spring Enrichment Begins
- 3/29 Pizza Lunch

Sensorial

Like other sensorial materials, the Binomial and Trinomial Cubes are self-correcting: when properly assembled, the blocks form a cube that fits perfectly inside of its wooden box! Even if the cube is built outside of its box, visual cues alert the child to any errors they might have made. Children return to the cubes time after time, manipulating them with a focused sense of purpose. After a child has mastered building the Binomial or Trinomial cube inside of the box, he may then try building it outside of the box, or building each layer separately in order to observe similarities in patterns. Over time, the child's familiarity with the cube's physical aspects will lead to an internalized understanding of the abstract concepts the cube represents.



Practical Life

This month's food preparation was cucumber cutting with a wavy knife. Cutting with a knife is a complex skill; the two hands must do two different things simultaneously, and careful movement must accompany concentration during the task. One hand must hold the cucumber or other food item steady while the other holds firmly to the wavy knife. After the child had cut the cucumber in slices they used a heart-shaped vegetable cutter to create small cucumber hearts.




Cultural & Geography

The Month of February began with Groundhog Day. The Groundhog named Punxsutawney Phil did not see his shadow which the legend tells us, means an early Spring!

Chinese New Year was on February 10th (The Year of the Dragon.) The children learned how Chinese New Year is celebrated. They also learned about China, its culture, and wildlife.

The month of February is Black History Month. We spoke about just a few important black figures that helped shape our nation. Ruby Bridges was the same age as some of the students in Willow when she bravely attended an all-white school to receive a better education. We also spoke about Rosa Parks, Jackie Robinson, and Barack Obama and how they helped shape the world as it is now.




Science

February was dental health month. We focused on oral hygiene and the children learned how to brush their teeth properly by using the teeth model in our classroom and by painting a giant tooth with a toothbrush. The children also learned the names of the different parts of the teeth.

Math

The first lesson given to the children to introduce linear counting is the Teen Boards. These are two rectangular wooden boards, each divided into five sections by a raised slat. The number "10" is written in each section. The boards are accompanied by nine tablets, each printed with numbers "1" to "9" and this can be slid between the slats to cover the "0". This material helps the child to associate the quantities and symbols from 11-19. The Montessori beads are used in this exercise. The children learn that teen numbers are made up of a ten and a number of units.







Looking Ahead...

Next Month's Topics

- Dr. Suess
- The Season of Spring (Vernal Equinox)
- The Concept of Money
- Land and Water Forms
- Reptiles

More Information...

Thank you to all who have volunteered to bring in food preparation materials. Willow appreciates your generosity!



“The child has to acquire physical independence by being self-sufficient; he must become of independent will by using in freedom his own power of choice; he must become capable of independent thought by working alone without interruption. The child’s development follows a path of successive stages of independence.”

~Maria Montessori

[Click here for more classroom photos!](#)